


NBI Money Market Fund - F Series

Category: Canadian Money Market


Quick Facts

The fund's investment objective is to ensure maximum protection of capital while providing a competitive short-term rate of return. This fund invests its net assets primarily in debt securities of corporations and of Canadian federal, provincial and municipal governments. It is expected that investments in securities of foreign issuers in Canadian dollars will not exceed approximately 15% of the fund's net assets.

INVESTMENT HORIZON

SHORT  LONG

FUND VOLATILITY

LOW  HIGH

Minimum Initial Investment: \$1,000

Subsequent Investment: \$50

Systematic Investment: \$25

Distribution Frequency: Monthly

Assets Under Management (\$M): \$325.9

Price per Unit: \$10.00

Inception Date: December 24, 2013

Value of \$10,000 since inception: \$10,281

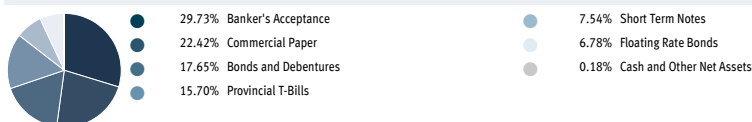
Benchmark Index: FTSE TMX Can T-91

Management Fee/MER: 0.50% / 0.66%

Portfolio Manager: Fiera Capital Corporation

Management Team: Frédéric Bérubé
Richard Lévesque

Portfolio Asset Mix (% of Net Assets)



Top Holdings (%)

Caisse Centrale Desjardins du Québec, 2.44%, 2019-07-17	3.95
Province of New Brunswick, PTB, 1.88%, 2019-02-07	3.46
Royal Bank of Canada, B/A, 1.98%, 2019-02-28	3.24
Bank of Nova Scotia, B/A, 2.03%, 2019-04-01	3.08
Bank of Montreal, B/A, 2.12%, 2019-02-12	2.81
Canadian Imperial Bank of Commerce, B/A, 2.10%, 2019-02-01	2.81
Canadian Imperial Bank of Commerce, 2.35%, 2019-06-24	2.68
Province of Nova Scotia, PTB, 1.82%, 2019-04-09	2.65
Province of Ontario, PTB, 1.91%, 2019-02-13	2.60
Bank of Nova Scotia, Floating, 2019-04-02	2.26
Total of Top Holdings of the Fund (% of Net Assets):	29.54
Total Number of Securities Held:	80

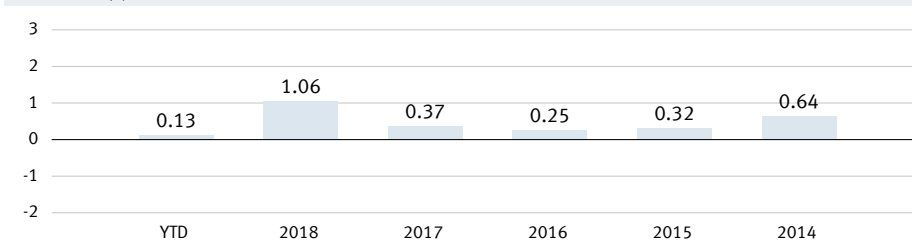
Gross Yield to Maturity (%)

2.17

Gross Current Yield (%)

2.17

Annual Returns (%)



Annual Compound Returns (%)



As at January 31, 2019

NBI Money Market Fund - F Series

Category: Canadian Money Market



Disclosure

NBI Mutual Funds (the "Funds") are offered by National Bank Investments Inc., a wholly owned subsidiary of National Bank of Canada. Commissions, trailing commissions, management fees and expenses all may be associated with investments in the Funds. Please read the prospectus of the Funds before investing. The indicated rates of return are the historical annual compounded total returns which include changes in the value of securities and reinvestment of all distributions and do not take into account sales, redemption, distribution or optional charges or income taxes payable by any unitholder that would have reduced returns. The Funds' securities are not insured by the Canada Deposit Insurance Corporation or by any other government deposit insurer. For money market funds, there can be no assurances that a fund will be able to maintain its net asset value per security at a constant amount or that the full amount of the investment in a fund will be returned. The Funds are not guaranteed, their values change frequently and past performance may not be repeated.