


# NBI Tactical Mortgage & Income Fund - F Series

Category: Canadian Short Term Fixed Income


## Quick Facts

The fund's investment objective is to provide a high level of current income while focusing on the preservation of capital. Directly or through investments in securities of other mutual funds, the fund invests tactically in a portfolio comprised primarily of Canadian bonds (corporate, governmental or municipal) and first mortgages on residential or commercial properties located in Canada or insured or guaranteed mortgages (directly or through investments in mortgage-backed securities).

### INVESTMENT HORIZON

SHORT  LONG

### FUND VOLATILITY

LOW  HIGH

Minimum Initial Investment:	\$500
Subsequent Investment:	\$50
Systematic Investment:	\$25
Distribution Frequency:	Monthly
Assets Under Management (\$M):	\$91.8
Price per Unit:	\$10.03
Inception Date:	November 14, 2005
Value of \$10,000 over 10 years:	\$11,903
Benchmark Index:	FTSE TMX Can Short Term
Management Fee/MER:	0.70% / 0.90%
Portfolio Manager:	Fiera Capital Corporation
Management Team:	Philippe Ouellette Nicolas Normandeau

## Portfolio Asset Mix (% of Net Assets)



## Top Holdings (%)

Province of Ontario, 2.85 %, 2023-06-02	10.43
Province of Ontario, 3.15 %, 2022-06-02	6.01
Bank of Nova Scotia, 2.98 %, 2023-04-17	5.86
Canada Housing Trust, 2.40 %, 2022-12-15	5.36
First National Financial Corp., 1.85 %, 2019-08-01	5.36
Royal Bank of Canada, 2.48 %, 2020-06-24	3.60
Government of Canada, 1.00 %, 2022-09-01	3.48
Canada Housing Trust, 2.55 %, 2023-12-15	2.68
Royal Bank of Canada, 3.31 %, 2026-01-20	2.41
Toronto-Dominion Bank, 2.69 %, 2020-06-24	2.19
<b>Total of Top Holdings of the Fund (% of Net Assets):</b>	<b>47.38</b>
<b>Total Number of Securities Held:</b>	<b>89</b>

## Credit Rating (%)

AAA	21.32
AA	4.73
A	43.78
BBB	18.05
Not rated	12.12

## Average Duration (Years)

2.91

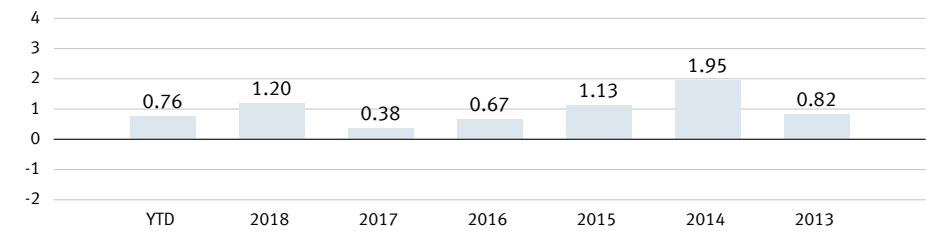
## Gross Yield to Maturity (%)

2.51

## Gross Current Yield (%)

2.72

## Annual Returns (%)



## Annual Compound Returns (%)



Fund 0.76 1.98 1.84 2.22 0.98 1.08 1.76 2.43

As at January 31, 2019

## NBI Tactical Mortgage & Income Fund - F Series

Category: Canadian Short Term Fixed Income



### Disclosure

NBI Mutual Funds (the "Funds") are offered by National Bank Investments Inc., a wholly owned subsidiary of National Bank of Canada. Commissions, trailing commissions, management fees and expenses all may be associated with investments in the Funds. Please read the prospectus of the Funds before investing. The indicated rates of return are the historical annual compounded total returns which include changes in the value of securities and reinvestment of all distributions and do not take into account sales, redemption, distribution or optional charges or income taxes payable by any unitholder that would have reduced returns. The Funds' securities are not insured by the Canada Deposit Insurance Corporation or by any other government deposit insurer. For money market funds, there can be no assurances that a fund will be able to maintain its net asset value per security at a constant amount or that the full amount of the investment in a fund will be returned. The Funds are not guaranteed, their values change frequently and past performance may not be repeated.