

NBI Dividend Fund - F Series

Category: Canadian Fixed Income Balanced

Quick Facts

The fund's investment objective is to provide high dividend income while preserving capital. The fund invests primarily in preferred and common shares of Canadian corporations that pay dividend income. It is expected that investments in foreign securities will not exceed approximately 10% of the fund's net asset value.

INVESTMENT HORIZON

SHORT
|
|
|
|
|
|
|
|
|
|
|
|
|
|
|
|
|
 LONG

FUND VOLATILITY

LOW
|
|
|
|
|
|
|
|
|
|
|
|
|
|
|
|
|
 HIGH

STYLE	SECTOR DEVIATION	MARKET CAPITALIZATION
Value	Minimal	Small
Blend	Moderate	Mid
Growth	Wide	Large

Quantitative

Minimum Initial Investment:	\$500
-----------------------------	-------

Subsequent Investment:	\$50
------------------------	------

Systematic Investment:	\$25
------------------------	------

Distribution Frequency:	Quarterly
-------------------------	-----------

Assets Under Management (\$M):	\$441.2
--------------------------------	---------

Price per Unit:	\$8.03
-----------------	--------

Inception Date:	January 31, 2006
-----------------	------------------

Value of \$10,000 over 10 years:	\$15,761
----------------------------------	----------

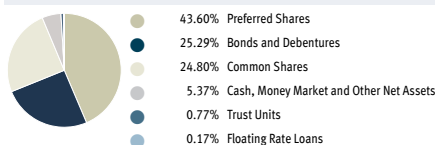
Benchmark Index:	S&P/TSX Preferred (60%) S&P/TSX Equity Income (15%) FTSE TMX Can. Univ. Bond (25%)
------------------	--

Management Fee/MER:	0.75% / 1.03%
---------------------	---------------

Portfolio Manager:	Fiera Capital Corporation
--------------------	---------------------------

Management Team:	Fiera Tactical Asset Alloc. Fiera Fixed Income Team Fiera Canadian Equity Team
------------------	--

Portfolio Asset Mix (% of Net Assets)



Top Holdings (%)

NBI Strategic U.S. Income and Growth Fund, Series O	20.78
NBI Bond Fund, Series O	14.55
Cash, Money Market and Other Net Assets	4.03
Canadian Imperial Bank of Commerce, 4.40%, Series 45	1.30
Toronto-Dominion Bank, 4.85%, Series 14	1.29
Royal Bank of Canada	1.05
Bank of Nova Scotia	1.04
Royal Bank of Canada, 3.60%, Series BF	1.02
National Bank of Canada	0.86
Power Financial Corp.	0.82
Total of Top Holdings of the Fund (% of Net Assets):	46.74
Total Number of Securities Held:	202

Sector Allocation (%)

Financials	46.19
Energy	20.91
Utilities	8.21
Communication Services	6.83
Consumer Staples	4.23
Industrials	3.19
Consumer Discretionary	2.53
Real Estate	2.35
Information Technology	2.30
Health Care	1.96
Materials	1.15
Asset Backed Securities	0.15

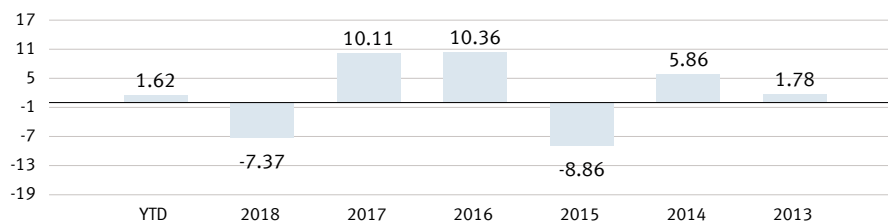
Gross Yield to Maturity (%)

4.35

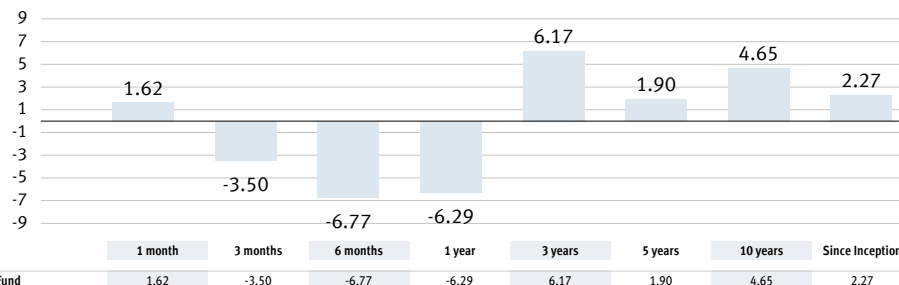
Gross Current Yield (%)

4.34

Annual Returns (%)



Annual Compound Returns (%)



Period	1 month	3 months	6 months	1 year	3 years	5 years	10 years	Since Inception
Fund	1.62	-3.50	-6.77	-6.29	6.17	1.90	4.65	2.27

As at January 31, 2019

NBI Dividend Fund - F Series

Category: Canadian Fixed Income Balanced



Disclosure

NBI Mutual Funds (the "Funds") are offered by National Bank Investments Inc., a wholly owned subsidiary of National Bank of Canada. Commissions, trailing commissions, management fees and expenses all may be associated with investments in the Funds. Please read the prospectus of the Funds before investing. The indicated rates of return are the historical annual compounded total returns which include changes in the value of securities and reinvestment of all distributions and do not take into account sales, redemption, distribution or optional charges or income taxes payable by any unitholder that would have reduced returns. The Funds' securities are not insured by the Canada Deposit Insurance Corporation or by any other government deposit insurer. For money market funds, there can be no assurances that a fund will be able to maintain its net asset value per security at a constant amount or that the full amount of the investment in a fund will be returned. The Funds are not guaranteed, their values change frequently and past performance may not be repeated.