

NBI Floating Rate Income Fund - F Series


Category: Canadian Short Term Fixed Income




Quick Facts

The fund's investment objective is to generate interest income while minimizing the effects of interest-rate fluctuations. The fund invests in a portfolio composed mainly of fixed-rate Canadian bonds (either corporate, governmental or municipal) and/or preferred shares issued by North-American companies and enters into derivatives transactions to generate a floating rate of income. Floating-rate income can therefore be obtained by swapping, through the use of derivatives, the rate of a fixed-income security for the short-term floating rate in effect at the time of the swap less the fees payable to the counterparty in relation to the derivative transactions. The short-term floating rate used will correspond, depending on the securities covered, to the 3-month Canadian Dealer Offered Rate (CDOR) or the 3-month London Interbank Offered Rate (LIBOR). The derivatives will be entered into with counterparties having a designated rating. It is expected that investments in foreign securities will not exceed approximately 40% of the Fund's net assets.

INVESTMENT HORIZON

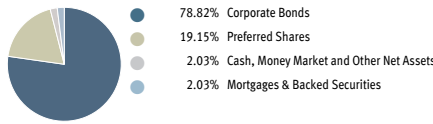


FUND VOLATILITY



Minimum Initial Investment:	\$500
Subsequent Investment:	\$50
Systematic Investment:	\$25
Distribution Frequency:	Monthly
Assets Under Management (\$M):	\$223.5
Price per Unit:	\$9.61
Inception Date:	January 8, 2014
Value of \$10,000 since inception:	\$10,803
Benchmark Index:	FTSE TMX Can T-91
Management Fee/MER:	0.55% / 0.71%
Portfolio Manager:	Fiera Capital Corporation
Management Team:	Nicolas Normandeau

Portfolio Asset Mix (% of Net Assets)



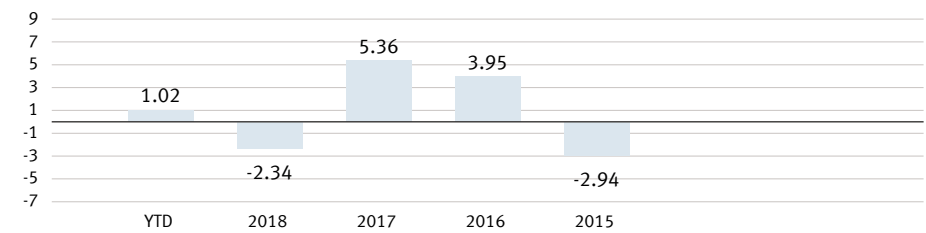
Top Holdings (%)

Bank of America Corp., 6.50 %, 2024-10-23	3.76
Bank of Montreal, 3.32 %, 2021-06-01	2.22
Morgan Stanley, 3.00 %, 2024-02-07	1.95
Central 1 Credit Union, 2.89 %, 2019-04-25	1.60
Husky Energy Inc., 3.95 %, 2022-04-15	1.54
Citigroup Inc., 4.09 %, 2025-06-09	1.40
Cominar Real Estate Investment Trust, 3.62 %, 2019-06-21	1.39
Wells Fargo & Co., 3.87 %, 2025-05-21	1.39
Alimentation Couche-Tard Inc., 3.60 %, 2025-06-02	1.38
Canadian Imperial Bank of Commerce, 3.42 %, 2021-01-26	1.37
Total of Top Holdings of the Fund (% of Net Assets):	18.00
Total Number of Securities Held:	267

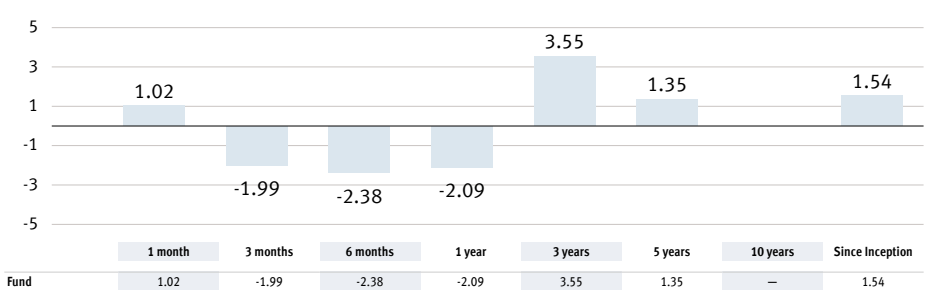
Allocation by Maturity (%)

1 TO 5 YEARS	82.87
5 TO 10 YEARS	14.47
MORE THAN 10 YEARS	2.66
Average Duration (Years)	0.46
Average Maturity (Years)	1.88
Gross Yield to Maturity (%)	3.80
Gross Current Yield (%)	3.93

Annual Returns (%)



Annual Compound Returns (%)



NBI Floating Rate Income Fund - F Series

Category: Canadian Short Term Fixed Income



Disclosure

NBI Mutual Funds (the "Funds") are offered by National Bank Investments Inc., a wholly owned subsidiary of National Bank of Canada. Commissions, trailing commissions, management fees and expenses all may be associated with investments in the Funds. Please read the prospectus of the Funds before investing. The indicated rates of return are the historical annual compounded total returns which include changes in the value of securities and reinvestment of all distributions and do not take into account sales, redemption, distribution or optional charges or income taxes payable by any unitholder that would have reduced returns. The Funds' securities are not insured by the Canada Deposit Insurance Corporation or by any other government deposit insurer. For money market funds, there can be no assurances that a fund will be able to maintain its net asset value per security at a constant amount or that the full amount of the investment in a fund will be returned. The Funds are not guaranteed, their values change frequently and past performance may not be repeated.

The Morningstar Risk-Adjusted Rating, commonly referred to as the Star Rating, relates the risk-adjusted performance of a fund to that of its category peers. To determine a fund's rating, the fund and its peers are ranked by their Morningstar Risk-Adjusted Returns. If a fund scores in the top 10% of its fund category, it receives five stars (High); if it falls in the next 22.5%, it receives four stars (Above Average); a place in the middle 35% earns a fund three stars (Neutral or Average); those in the next 22.5% receive two stars (Below Average); and the lowest 10% get one star (Low).

The overall Star Rating for a fund is a weighted combination of its three, five, and ten year ratings. If a fund has less than three years' performance history, it is not rated. If it has at least three but less than five years' history, its overall rating is equal to its three-year rating. If it has at least five but less than ten years' history, its overall rating is equal to 60% five-year rating and 40% three-year rating. If it has at least ten years' history, its overall rating is equal to 50% ten-year rating, 30% five-year rating and 20% three-year rating. Morningstar Risk-Adjusted Ratings are recalculated monthly.

© 2019 Morningstar Research Inc. All rights reserved. The information contained herein (1) is proprietary to Morningstar and/or its service providers; (2) may not be copied or distributed; and (3) is not represented or warranted to be accurate, correct, complete or timely. Neither Morningstar nor its content providers are responsible for any damages or losses arising from any use of this information. For greater detail see www.morningstar.ca.