







AS OF SEPTEMBER 30, 2024

NBI Funds	Inception Date	Series	Fund Code	Morningstar Sustainability Rating	Category	Annualized Returns (%)					
						1 year	3 years	5 years	10 years	Since inception	
Equity Funds											
NBI Sustainable Canadian Equity A/ISC	2021/06/28	Advisor	NBC5453		Among 526 funds in the category	Canadian Equity	27.4%	11.0%	N/A	N/A	10.5%
NBI Sustainable Canadian Equity F	2021/06/28	F	NBC5753		Among 526 funds in the category	Canadian Equity	28.9%	12.4%	N/A	N/A	11.9%
NBI Sustainable Global Equity A/ISC	2021/06/28	Advisor	NBC5454		Among 1501 funds in the category	Global Equity	23.1%	2.7%	N/A	N/A	3.9%
NBI Sustainable Global Equity F	2021/06/28	F	NBC5754		Among 1501 funds in the category	Global Equity	24.5%	4.0%	N/A	N/A	5.1%
Fixed Income Funds											
NBI Sustainable Canadian Bond A/ISC	2021/06/28	Advisor	NBC5452	N/A	Among 484 funds in the category	Canadian Fixed Income	11.6%	-1.1%	N/A	N/A	-1.2%
NBI Sustainable Canadian Bond F	2021/06/28	F	NBC5752	N/A	Among 484 funds in the category	Canadian Fixed Income	12.3%	-0.5%	N/A	N/A	-0.6%
Sustainable portfolios											
NBI Sustainable Conservative A	2024/05/31	Advisor	NBC9602	N/A	Among 792 funds in the category	Global Fixed Income Balanced	N/A	N/A	N/A	N/A	21.2%
NBI Sustainable Conservative F	2024/05/31	F	NBC9702	N/A	Among 792 funds in the category	Global Fixed Income Balanced	N/A	N/A	N/A	N/A	21.1%
NBI Sustainable Secure A	2024/05/31	Advisor	NBC9601	N/A	Among 792 funds in the category	Global Fixed Income Balanced	N/A	N/A	N/A	N/A	20.4%
NBI Sustainable Secure F	2024/05/31	F	NBC9701	N/A	Among 792 funds in the category	Global Fixed Income Balanced	N/A	N/A	N/A	N/A	20.1%
NBI Sustainable Balanced A	2024/05/31	Advisor	NBC9604	N/A	Among 1368 funds in the category	Global Neutral Balanced	N/A	N/A	N/A	N/A	24.7%

NBI Funds	Inception Date	Series	Fund Code	Morningstar Sustainability Rating	Category	Annualized Returns (%)					
						1 year	3 years	5 years	10 years	Since inception	
Sustainable portfolios											
NBI Sustainable Balanced F	2024/05/31	F	NBC9704	N/A	Among 1368 funds in the category	Global Neutral Balanced	N/A	N/A	N/A	N/A	24.7%
NBI Sustainable Moderate A	2024/05/31	Advisor	NBC9603	N/A	Among 1368 funds in the category	Global Neutral Balanced	N/A	N/A	N/A	N/A	22.9%
NBI Sustainable Moderate F	2024/05/31	F	NBC9703	N/A	Among 1368 funds in the category	Global Neutral Balanced	N/A	N/A	N/A	N/A	23.3%
NBI Sustainable Growth A	2024/05/31	Advisor	NBC9605	N/A	Among 1058 funds in the category	Global Equity Balanced	N/A	N/A	N/A	N/A	27.0%
NBI Sustainable Growth F	2024/05/31	F	NBC9705	N/A	Among 1058 funds in the category	Global Equity Balanced	N/A	N/A	N/A	N/A	27.1%
NBI Sustainable Equity A	2024/05/31	Advisor	NBC9606		Among 1501 funds in the category	Global Equity	N/A	N/A	N/A	N/A	29.4%
NBI Sustainable Equity F	2024/05/31	F	NBC9706		Among 1501 funds in the category	Global Equity	N/A	N/A	N/A	N/A	29.7%

NBI Funds (the "Funds") are offered by National Bank Investments Inc., a wholly owned subsidiary of National Bank of Canada. Commissions, trailing commissions, management fees and expenses all may be associated with mutual fund investments. Please read the prospectus of the Funds before investing. The indicated rates of returns are based on the historical annual compounded total returns including changes in securities value and reinvestment of all distributions and do not take into account sales, redemption, distribution or optional charges or income taxes payable by any securityholder that would have reduced returns. The Funds' securities are not insured by the Canada Deposit Insurance Corporation or by any other government deposit insurer. The Funds are not guaranteed, their values change frequently and past performance may not be repeated.

Sustainability Rating as of AS OF SEPTEMBER 30, 2024. Corporate and Sovereign Sustainability Score and Investment Style as of AS OF SEPTEMBER 30, 2024. Morningstar's Sustainability Score incorporates Sustainalytics' company and country-level analysis.
 © 2024 Morningstar Research Inc. All rights reserved. The information, data, analysis and opinions contained herein (1) is proprietary to Morningstar; (2) may not be copied or distributed; (3) does not constitute investment advice by Morningstar; (4) are provided solely for information purposes and may not be considered as offer to purchase or sell securities; and (5) are not represented or warranted to be accurate, correct, complete or timely. Except to the extent required by law, Morningstar shall not be liable for any transaction decisions or for any damages or other losses arising out of or in connection with such information, data, analysis or opinions or their use. For greater detail, see www.morningstar.ca.

The Morningstar Risk-Adjusted Rating, commonly referred to as the Star Rating, relates the risk-adjusted performance of a fund to that of its peers. In any peer group, meaning the group of mutual funds or of segregated funds in a category, a minimum of 20 funds with returns for any of the three periods (three, five or 10 years) is necessary to calculate a Morningstar Rating. To determine a fund's rating, the fund and its peers are ranked by their Morningstar Risk-Adjusted Returns for each of three time periods: three, five and ten years. For each time period, if a fund scores in the top 10% of its peer group, it receives five stars (High); if it falls in the next 22.5%, it receives four stars (Above Average); a place in the middle 35% earns a fund three stars (Average); those in the next 22.5% receive two stars (Below Average); and the lowest 10% get one star (Low). Morningstar Risk-Adjusted Rating is for the F and/or Advisor series that receive at least 4 stars, other series may have different performance characteristics.

When assigning ratings, Morningstar accounts for instances where a fund is sold in multiple versions within any peer group. In order to prevent one fund from unfairly taking up many places in a portion of the ratings scale, Morningstar treats multiple versions of a fund as "fractional funds". The multiple versions of a fund are all rated, but they collectively count as one and so leave more room for other deserving funds.

A fund's overall rating stems from a weighted average of up to three time periods. The 10-year statistics account for 50% of the overall score, the five-year figures for 30%, and the three-year numbers for 20%. If only five years of history are available for a fund, the five-year period is weighted 60% and the three-year period 40%. If only three years of data are available for a fund, the three-year figures alone are used. Funds less than three years old are not rated.

Morningstar Risk-Adjusted Ratings are calculated monthly.

All performance shown may be for F Series. F Series is offered as part of a "fees for services" program and as such, the performance shown does not include the compensation paid by the investor to the dealer, which would have reduced returns. Other series of units of the NBI Funds may be subject to higher management fees, which may result in lower returns.

* NATIONAL BANK INVESTMENTS is a registered trademark of National Bank of Canada, used under license by National Bank Investments Inc.

© 2024 National Bank Investments Inc. All rights reserved. Any reproduction, in whole or in part, is strictly prohibited without the prior written consent of National Bank Investments Inc.